








» Team Matrix - Sample Team

The Team Matrix report provides a visual display of the team members' scores and allows you to compare them quickly. Use this information to identify any gaps between you and the team. You may also notice places where there is misalignment within your team. These two areas, gaps and misalignment, will provide the most insight into managing your team effectively. This information is a tool that will allow you to be proactive and aware of the types of people in your team.

 Team Leader - Sarah Smith

-
- 1. Petra White
 - 2. Doug Black
 - 3. Tanya Brown
 - 4. Michael Jones
 - 5. Betty Taylor

| Scale | Low | Moderate | High |
|--------------------------|---|---|---|
| Reasoning Ability | |  , 3 | 1, 2, 4, 5 |
| Manageability | 1 |  , 2, 3, 4, 5 | |
| Competitiveness |  , 3 | 1, 2, 4 | 5 |
| People Contact | 4 |  , 1, 3 | 2, 5 |
| Sense of Urgency | 4 | 1, 2, 5 |  , 3 |
| Attitude |  , 1 | 2 | 3, 4, 5 |
| Take Charge | 1, 3 | 2, 5 |  , 4 |